

SELweb is a web-based direct assessment of social and emotional competencies commonly taught in the evidence-based SEL program, including:



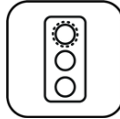
Emotion Recognition
Knowing what others feel



Social Problem-Solving
Being able to solve challenging social problems



Social Perspective-Taking
Knowing what others intend and believe




Self-Control
Being able to voluntarily modulate thoughts and feelings



Self-Awareness
Understanding one's own strengths and weaknesses

HOW DOES SELweb WORK?

With SELweb, students demonstrate their competence directly by solving social and emotional tasks. For example, to measure emotion recognition, children look at faces and indicate what each person is feeling. Students wear headphones and interact independently with multi-media tasks designed to measure their SEL skills. SELweb is available in English and Spanish.



[VIEW BRIEF INFORMATIONAL VIDEOS](#)



GRADES 1 & 2 Sanford Harmony Lesson / SELweb Skill		Emotion Recognition	Perspective-Taking	Problem-Solving	Self-Control
Unit 1: Diversity & Inclusion	Getting to Know Each Other		✓		
	Discovering Commonalities		✓		
	Learning from Diversity		✓		
	Building Community		✓	✓	
Unit 2: Empathy & Critical Thinking	Recognizing Feelings	✓	✓		
	Predicting Feelings	✓	✓		
	Relating Thoughts, Feelings, and Behaviors	✓	✓		
	Having Empathy		✓		
	Understanding Stereotypes about People		✓	✓	
Unit 3: Communication	Stereotypes: Objects, Activities, Roles		✓		✓
	Understanding that People Can Change		✓		✓
	Listening to Others	✓	✓		✓
Unit 4: Problem-Solving	Responding to Others		✓		✓
	Being Assertive	✓	✓		✓
	Identifying Problems			✓	✓
	Solving Problems			✓	✓
Unit 5: Peer Relationships	Cooperating		✓	✓	✓
	Recognizing How Behaviors Affect Others		✓	✓	✓
	Caring for Others	✓	✓		✓
	Being Inclusive	✓	✓	✓	✓
	Apologizing and Forgiving	✓	✓	✓	✓
Reflecting and Connecting	✓	✓	✓	✓	

HOW ARE SELweb AND EVIDENCE-BASED SEL PROGRAMS RELATED?

SELweb is designed to measure the same competencies that are the focus of instruction in the evidence-based SEL programs.

[DOWNLOAD PROGRAM ALIGNMENTS](#)



SELweb is an evidence-based assessment developed with support from the Institute of Education Sciences and included in the CASEL Assessment Guide and the RAND Assessment Finder

SELweb ASSESSMENT

WHAT GRADES DOES SELweb COVER?



K-6 - Direct Student Assessment
7-12 - Student Competence Survey*

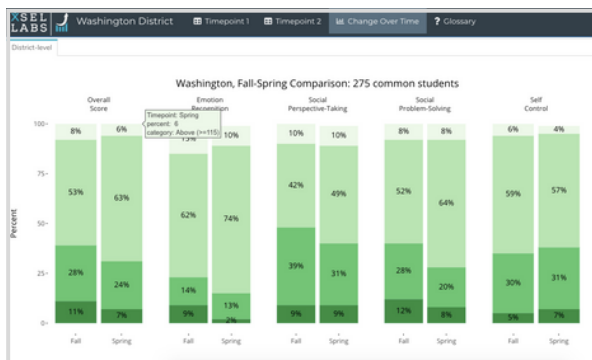
*Direct student assessments for middle school and high school are currently in development

HOW CAN SELweb SUPPORT TEACHING AND LEARNING?

Administer SELweb early in the year. Use district, school, grade-level, classroom, and student-level reports to identify student strengths and needs. Use the program alignment to decide how best to use your SEL program to build on strengths and address needs. Re-assess after instruction to evaluate progress.



READ ABOUT USING
SELweb TO GUIDE
INSTRUCTION



VIEW SAMPLE
REPORT



WHAT DO SELweb REPORTS INCLUDE?

Reports are web-based and interactive. Graphs show the percentage of students performing at different levels. Users can view summaries at the district, school, grade level, classroom, and student levels for a single time point or comparing performance at different timepoints.

LEARN MORE

[visit our website](#)

[see our faqs](#)

[read our blog](#)

CONTACT US

[schedule a demo](#)

info@xsel-labs.com

FOLLOW US

[@xsellabs](#)

[@xSEL_Labs](#)

[xsel-labs](#)